

Oral Health Surveillance in western Alaska using the Electronic Dental Record

Alaska Native Health Research Conference
8-10 June 2021

Timothy K. Thomas, MD (ANTHC)

Gretchen Day, Biostats (ANTHC)

Dane Lenaker, DDS (YKHC)

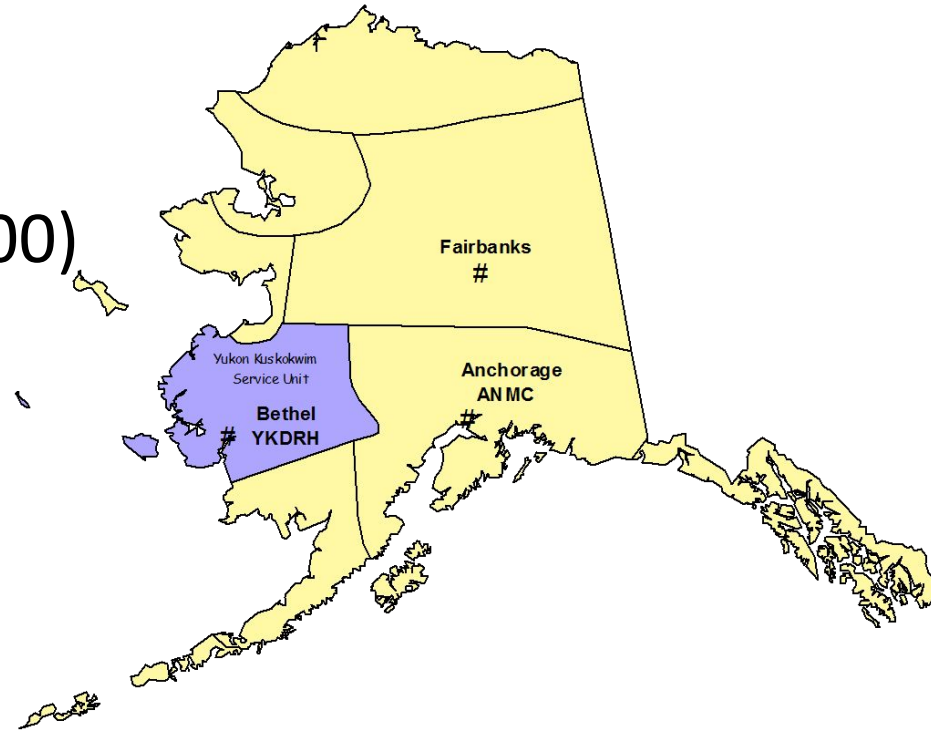
Background

- 2008 Yukon Kuskokwim Health Corporation (YKHC) requested help to investigate pediatric dental caries
- Concern about high rates of Full Mouth Dental Rehabilitation
 - 400/yr in <6yrs
 - \$ 9,000 US
- Survey of 348 children age 4-15 yrs in 5 villages:
 - High rates of untreated decay
 - Recommended establishing an ongoing surveillance system



Yukon Kuskokwim Health Corporation (YKHC)

- Provides comprehensive healthcare including dental
- 58 communities (pop: 25-1000)
- 75,000 square miles
(size of Oregon)
- Pop (2017):
 - Total = 23,500
 - Age < 6 years = 2960
- YKHC has had an electronic dental record system since 2005



Objectives of Surveillance Project

- Adapt electronic dental software to provide information on the dental health of the YK Delta population
- Create an automated report of dental health for targeted age groups

Advantages of Ongoing Electronic Record Surveillance

- More timely and less expensive than intermittent surveys
 - IHS conducts surveys every 4 years (last done 2014)
 - 1083 Alaska Native children aged 1-5 years;
 - few from YK, 282 5-year olds
 - Paper based
 - Resource intensive
- Local or regional data
- Allows comparison across communities e.g. fluoridation, piped water status
- Allows assessment of interventions and across time

Limitations of Using Electronic Dental Record for Surveillance

- Reflects oral health of those who have interacted with the dental health care system
 - may be biased toward the children who have the earliest and most severe disease.

Methods (dental records)

- Electronic dental record

- date of service
- service codes (including comprehensive exam codes)
- status of each tooth (n= 20 primary teeth)
 - dft and dmft score established for each child
 - Validated scores for 50 patients through chart review
- date of birth
 - Age reported as Age (years) at the end of the calendar year
- community of residence

d =
decayed



m =
missing



f = filled



Methods

- Focused initially on children less than 6 years of age with primary teeth only
- Examined Electronic Dental Record for 2011-2019
- Assessed full mouth dental rehabilitations by 6 years of age (i.e. born 2009-2013)
- Population data
 - State of Alaska Dept. of Labor and Statistics
 - Census number by race, year, census designated borough and age

Methods

Captured Community data

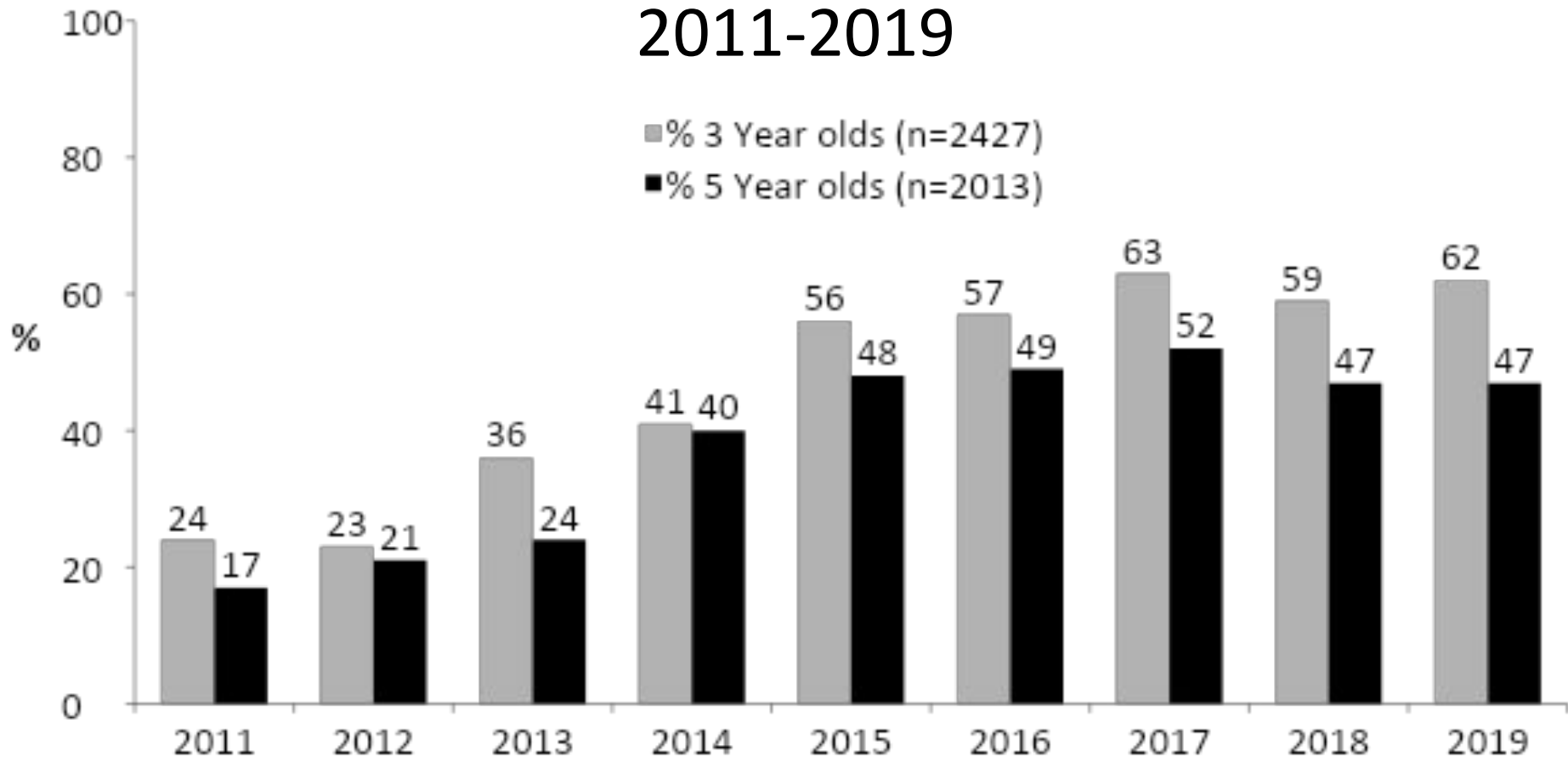
- Piped water status in year of exam
 - Piped \geq 80% homes served
 - Un-piped \leq 20% homes served
- Dental Health Aide Therapist (DHAT) status in year of exam
 - No DHAT, Itinerant or permanent

Results

Average number of 0-5 year olds/year	3090 (NS)
Average number of dentists and dental health aide therapists	33.1 (NS)
Average annual dental FTEs	14.6 (NS)

NS = no significant change over the 9 years

Percentage of 3 and 5 year olds who received a comprehensive dental exam each year 2011-2019



Oral Health Status of 3 year olds who received a comprehensive dental exam, 2011-2019

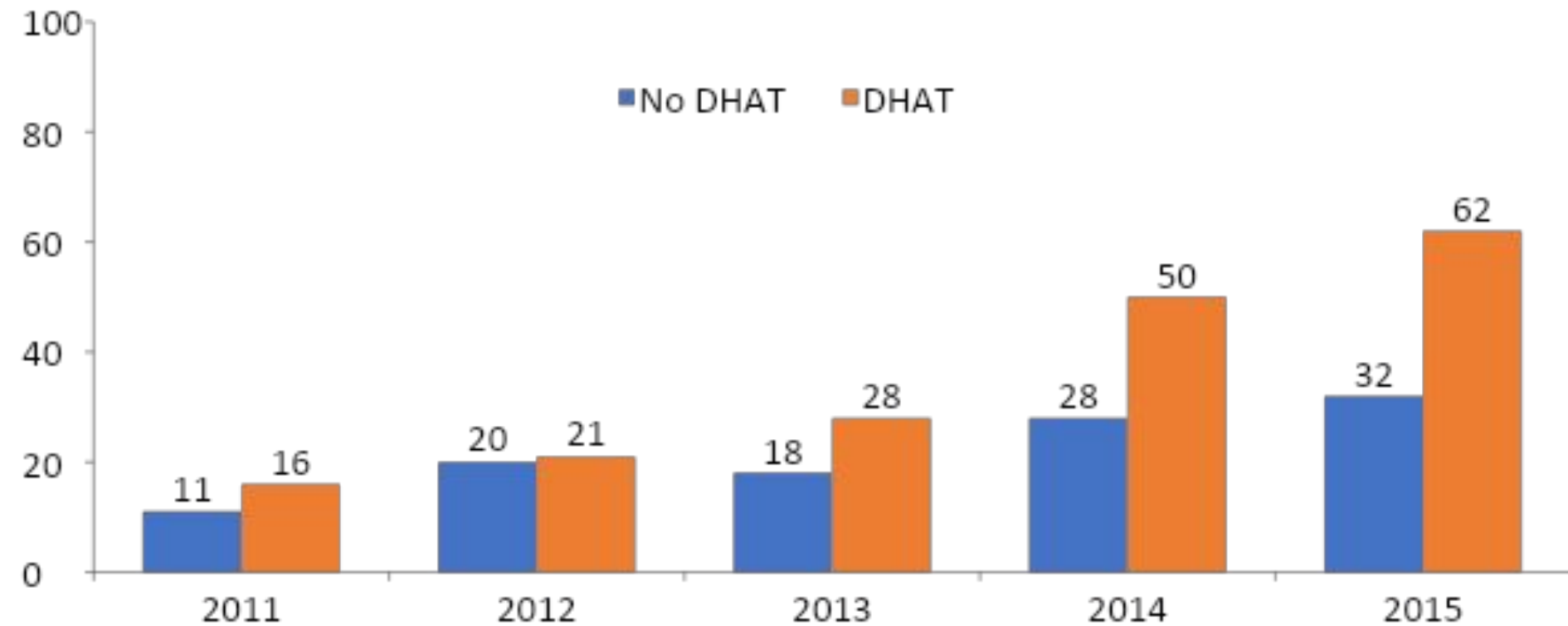
Year	No. of children n (%)	Presence of any cavities %	Mean decayed, missing, filled teeth score (dmft)	f/dft (%)
2011	141 (24%)	87%	8.9	64%
2012	132 (23%)	80%	7.3	61%
2013	217 (36%)	84%	7.4	43%
2014	246 (41%)	84%	7.5	35%
2015	331 (56%)	82%	7.6	33%
2016	328 (57%)	70%	5.9	35%
2017	359 (63%)	62%	4.7	66%
2018	332 (59%)	64%	4.7	52%
2019	341 (62%)	82%	6.6	36%
Trend test	↓ <0.001	↓ <0.001	↓ 0.003	↓ 0.02

Oral Health Status of *3 and 5 year olds* who received a comprehensive dental exam, 2011-2019

Year	3 year old mean dmft	5 year old mean dmft
2011	8.9	10.3
2012	7.3	9.8
2013	7.4	9.0
2014	7.5	10.1
2015	7.6	10.2
2016	5.9	10.4
2017	4.7	10.5
2018	4.7	10.0
2019	6.6	11.0
Trend test	↓ 0.03	NS

Among U.S. all races, average dmft score for 5 year olds was 1.7

Percentage of *5 year olds* receiving Comprehensive Exams in Communities with **DHATs versus No DHATs**



Mean dmft scores for *5 year olds* by Community DHAT Status

Year	<u>DHAT</u>			<u>No DHAT</u>			p-value
	Total 5 year old Pop	Dental Exam n (%)	dmft	Total 5 year old Pop	Dental Exam n (%)	dmft	
2011-2015	1369	507 (37%)	10.5	811	184 (23%)	12.1	0.002

***2190 fewer decayed, missing, or filled teeth over 5 years**

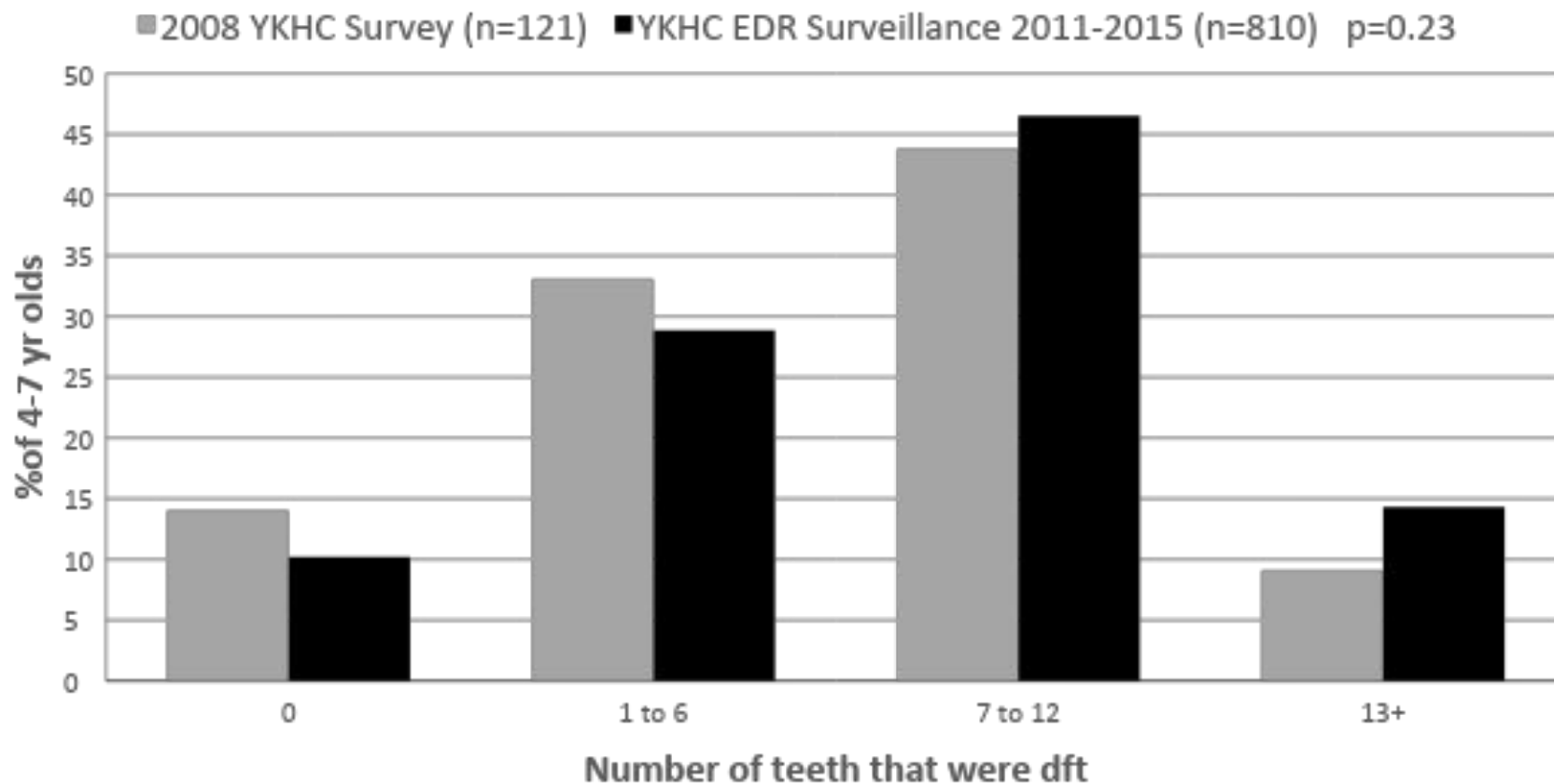
Full Mouth Dental Rehabilitation 2011-2019

Year of Birth		2009	2010	2011	2012	2013	Total
Total Births		660	666	649	651	641	3267
Age (years) at FMDR	1	3	7	6	14	3	33
	2	66	40	82	90	101	379
	3	110	154	194	206	175	839
	4	168	194	134	111	123	730
	5	89	70	56	45	61	321
Number (%) of Children		436 (66%)	465 (70%)	472 (73%)	466 (72%)	463 (72%)	2302 (70%)

Cochran-Armitage Trend Test p=0.01

Analysis of New York State Medicaid data, 1996-1999 showed 0.2% children <6yrs
underwent FMDR

2008 Survey vs EDR surveillance (2011-2015): Proportion of 4-7 yr olds with given dft, same 4 communities



Measures of a Surveillance System

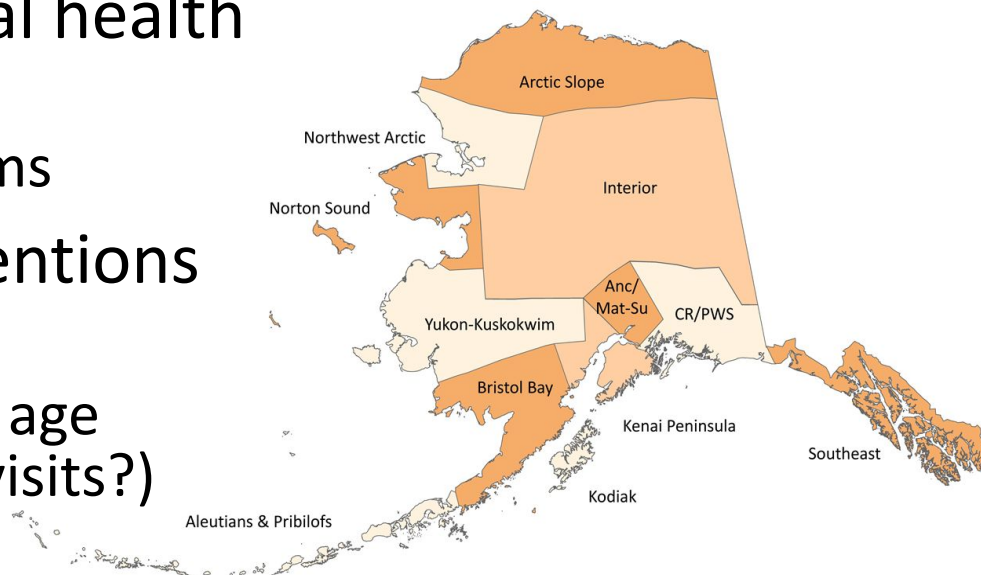
- Representative
 - Increasing: 47% of 5 year olds in 2019
 - Larger number of 1-5 yr olds than IHS surveys
 - Similar distribution of disease (2007 survey vs electronic record)
- Timeliness
 - With EDR, available in real time
 - Can run report at any time (at least annually)
- Completeness
 - 100% concurrence on validity check
- Systematic
 - Some subjectivity in reporting condition of tooth
- Sustainability
 - YK staff in training; can run report with change of date parameters

Summary

- Demonstrated the use of electronic dental record feasible for oral health surveillance
 - Very little literature on this in USA
- While certain limitations exist:
 - Demonstrated increased proportion of children getting comprehensive exams
 - Higher proportion in communities with DHATs
 - Demonstrated persistence of extensive disease in a large proportion of children in this region
 - Children experience huge disease burden early in life

Future

- Expansion to other Tribal health organizations
 - Use different EDR systems
- Assess impact of interventions
 - Improving access
 - Initiating exams at early age (childhood vaccination visits?)
 - Prenatal vitamin D supplementation
 - Reducing soda consumption!!!
 - Expanding DHAT
 - Installing piped water
 - Expanding communities with fluoridation



Acknowledgements

- Richard Baum (CDC)
- Dana Bruden (CDC)
- Tom Hennessy (CDC)
- Joseph Klejka (YKHC)
- Brian Hollander (YKHC)
- Ros Singleton (ANTHC)
- YK Delta Communities
- Dental Health Aide Therapists